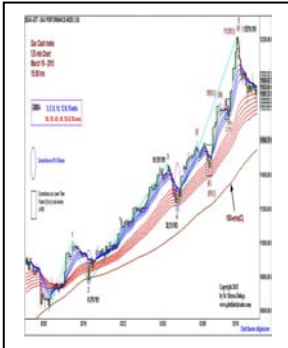


# INDEXES - *Elliott Wave* World Charting Report

## *using Elliott Wave Technique*

(Please firstly read the Disclaimer at last page, and then the Report)




[www.pitchforktrader.com](http://www.pitchforktrader.com)

by **Dr Mircea Dologa, MD, CTA**

[mircdologa@yahoo.com](mailto:mircdologa@yahoo.com)

January 27 – 2016



### Why the Professional Traders use the Elliott Wave Technique?

*Common sense* incites us to acquire a consistent technique that will give you confidence and help you to obtain consistent profits. For the experienced traders the merits of *Elliott wave technique* are obvious. Most of them increased their profitability by more than 40% since using the Elliott waves. But increasing profitability is a question of method, not only on assimilating this technique, but also on practicing it.

After several decades of practice and teaching, we have decided to share our research and experience with the trading community colleagues. We firmly believe that the intelligent *Elliott Wave Practice* is one of the most reliable and consistent techniques for the astute trader. It harmoniously respects and obeys the four principles enumerated below:

- Finding where the market is coming from, where it is located now and where it is heading,
- A time-price ethereal space as the trading arena of the market flow evolvement,
- A ubiquitous usefulness in trending and even in sideways movements of various markets,
- And finally, an ergonomic and profitable intricacy with risk and money management.

**If interested in learning, assimilating and professionally practicing the Elliott waves, you can FREELY download below: Excerpts, Contents & Prices (copy & paste on browser) of the 4 Elliott wave books:**

**[http://pitchforktrader.com/EXCERPTS/Excerpts\\_EW\\_Volume\\_1.pdf](http://pitchforktrader.com/EXCERPTS/Excerpts_EW_Volume_1.pdf)**

( if download problems please email at [mircdologa@yahoo.com](mailto:mircdologa@yahoo.com) )

### CONTENTS of World Charting Report

#### ***Part I***

##### MARKET Sentiment

**BALTIC Dry Index**

**DOW Theory-Market Strength/Weakness**

#### ***Part II***

##### WORLD FINANCIAL Indexes

**DOW JONES Industrial Average Index**

**S&P 500 Index**

**GERMAN DAX Index & CAC40**

**AUSTRALIAN S&P / ASX 200 Index**

**NIKKEI 225 Index**

**FTSE XINHUA 200 Index (China)**

#### ***Part III -*** World COMMODITY Market

**GOLD Comex Futures**

**SILVER Futures**

**LIGHT CRUDE OIL**

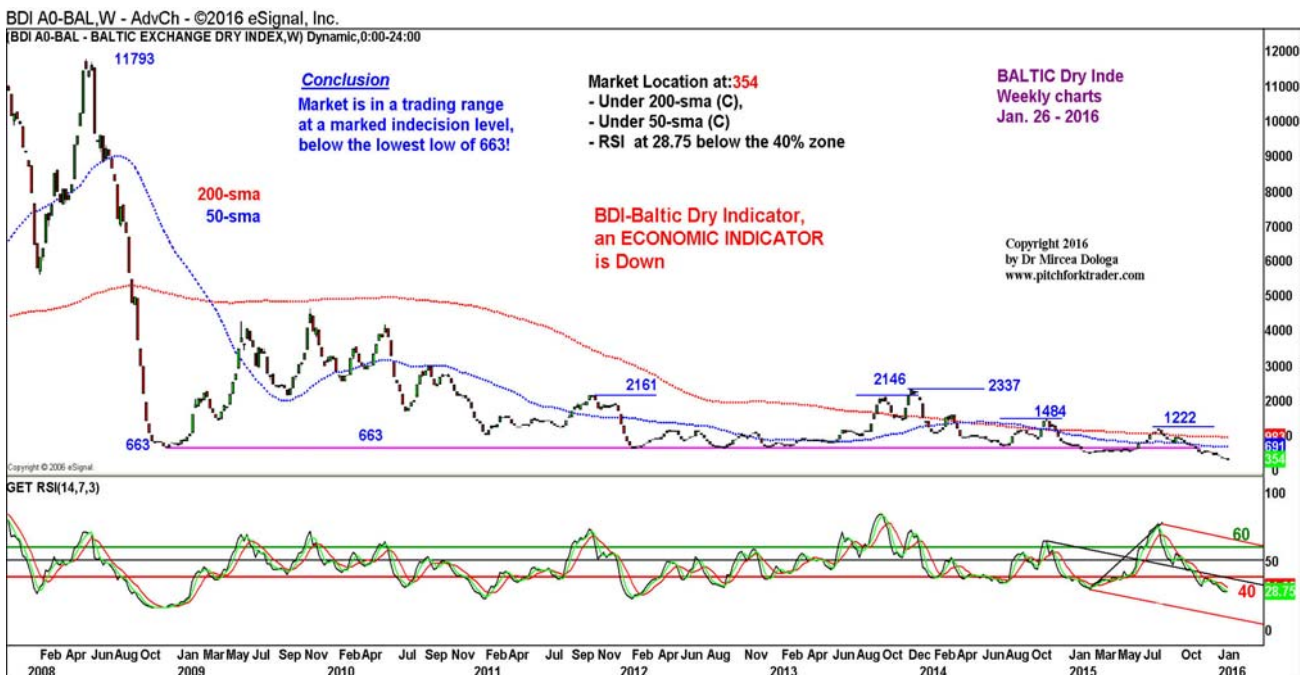
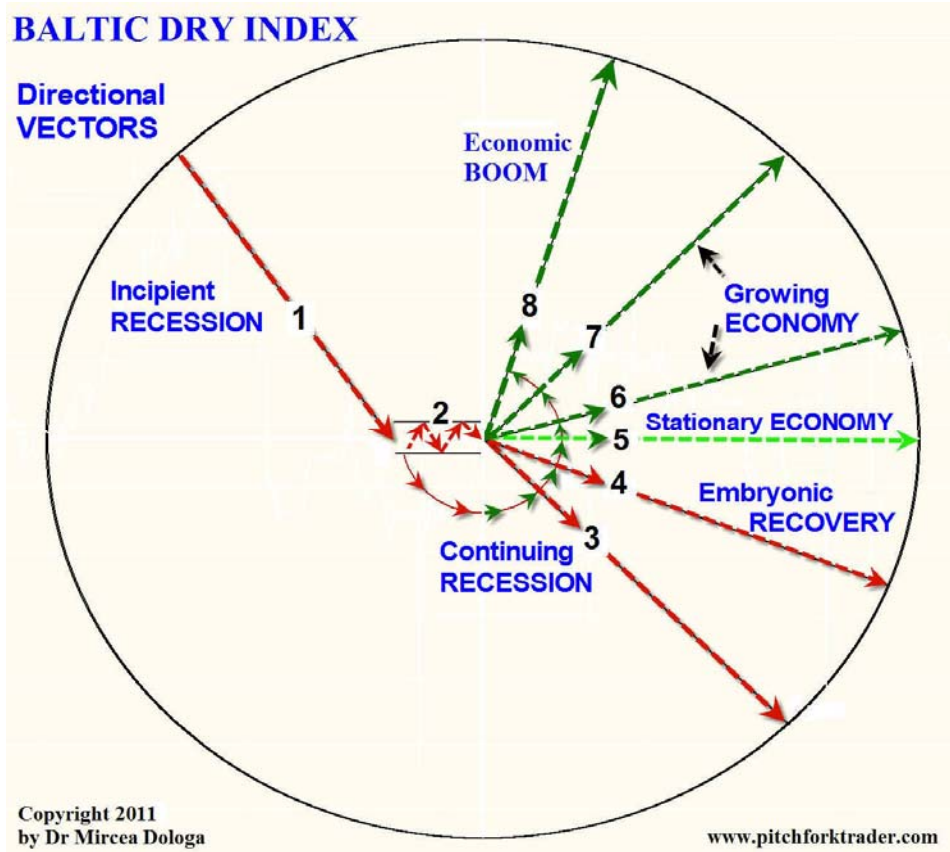
**NATURAL GAS Futures**

**COPPER Hi Grade Futures**

## ***Part I - MARKET Sentiment***

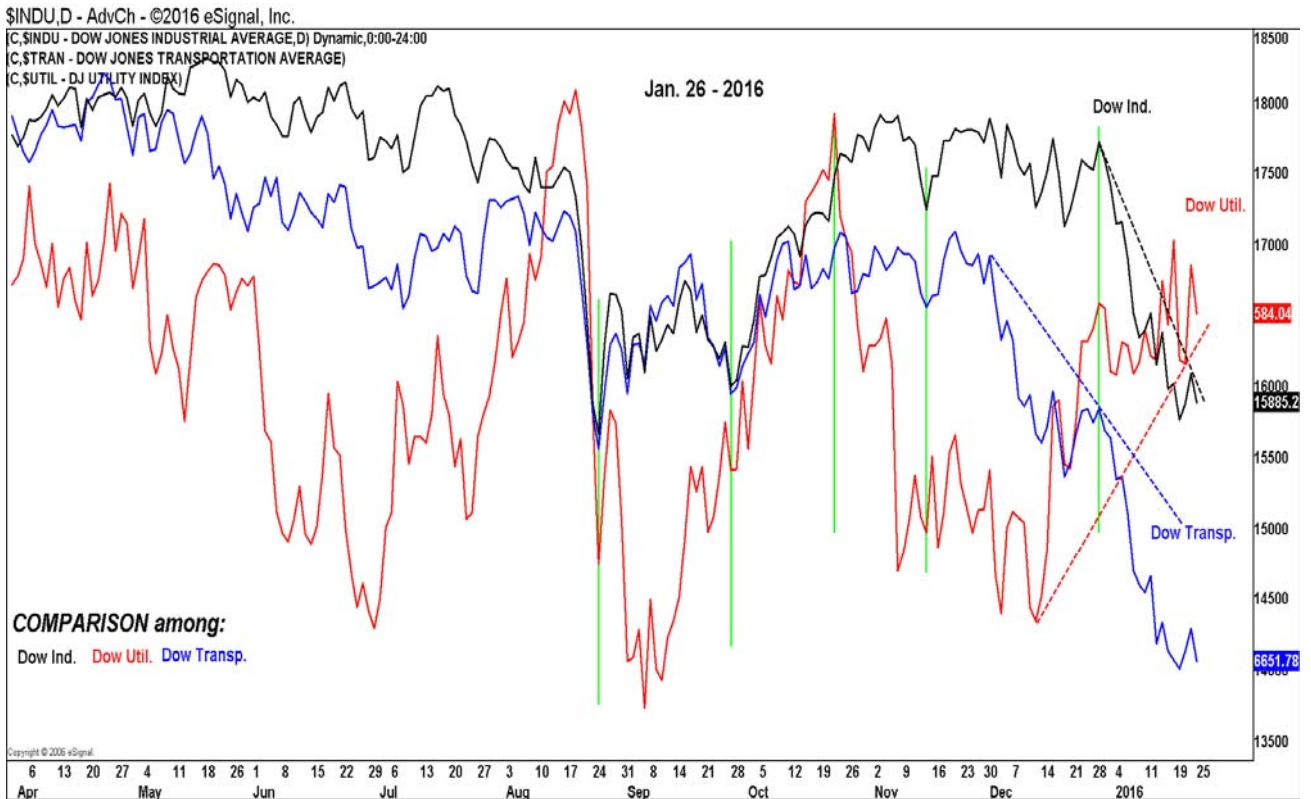
*Efficient TOOLS of QUANTIFYING the Market Strength / Weakness*

### **BALTIC Dry Index - *Bearish Market still in progress***



# DOW Theory - U.S. Market Strength / Weakness

## Synchronicity of the **Three DOW** Directions— Single Direction Confirmation



## Part II - WORLD FINANCIAL Indexes

### 1. Dow Jones Industrial Average Index – DJIA



\$INDU,D - AdvCh - ©2016 eSignal, Inc.

\$INDU - DOW JONES INDUSTRIAL AVERAGE,D) Dynamic,0:00-24:00

**DOW Jones Ind Cash Index.**  
Daily chart  
Jan. 26 - 2016

50-SMA(C)  
21-EMA(C)



## 2. S&P 500 Index

\$SPX,W - AdvCh - ©2016 eSignal, Inc.

\$SPX - S&P 500 INDEX,W) Dynamic,0:00-24:00

O: 1878.79 H: 1906.73 L: 1878.79 C: 1902.72 Int: +25.84

**S&P 500 Cash Index**  
Weekly Chart  
Jan. 26 - 2016

50-SMA(C)  
21-EMA(C)

Old HIGH - 1576





### 3. German Dax Index



\$DAX-XET.D - AdvCh - ©2016 eSignal, Inc.

(\$DAX-XET - DAX PERFORMANCE-INDEX,D) Dynamic,0:00-24:00



#### 4. CAC 40 – French Cash Index

\$PX1-EEB.W - AdvCh - ©2016 eSignal, Inc.

(\$PX1-EEB - CAC 40,W) Dynamic,0:00-24:00



\$PX1-EEB,D - AdvCh - ©2016 eSignal, Inc.

\$PX1-EEB - CAC 40,D) Dynamic,0:00-24:00



## 5. Australian S&P / ASX 200 Index

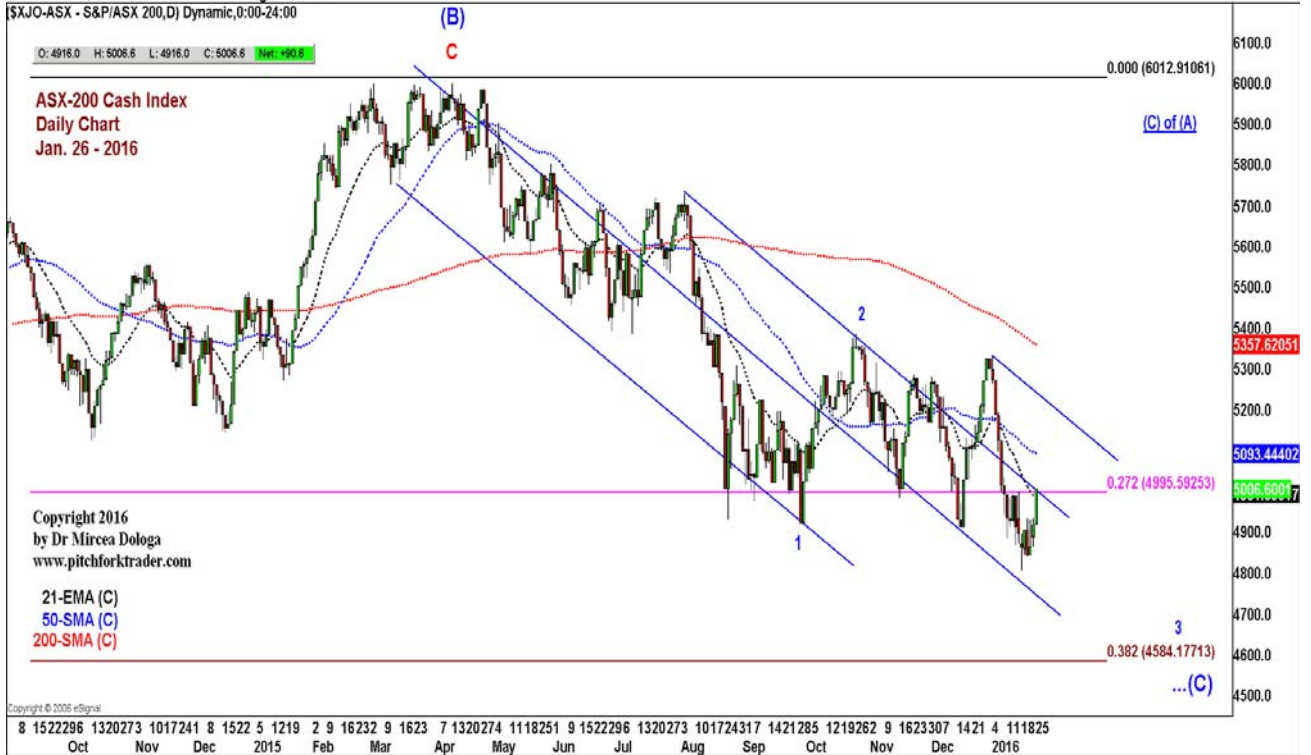
\$XJO-ASX,W - AdvCh - ©2016 eSignal, Inc.

\$XJO-ASX - S&P/ASX 200,W) Dynamic,0:00-24:00



\$XJO-ASX,D - AdvCh - ©2016 eSignal, Inc.

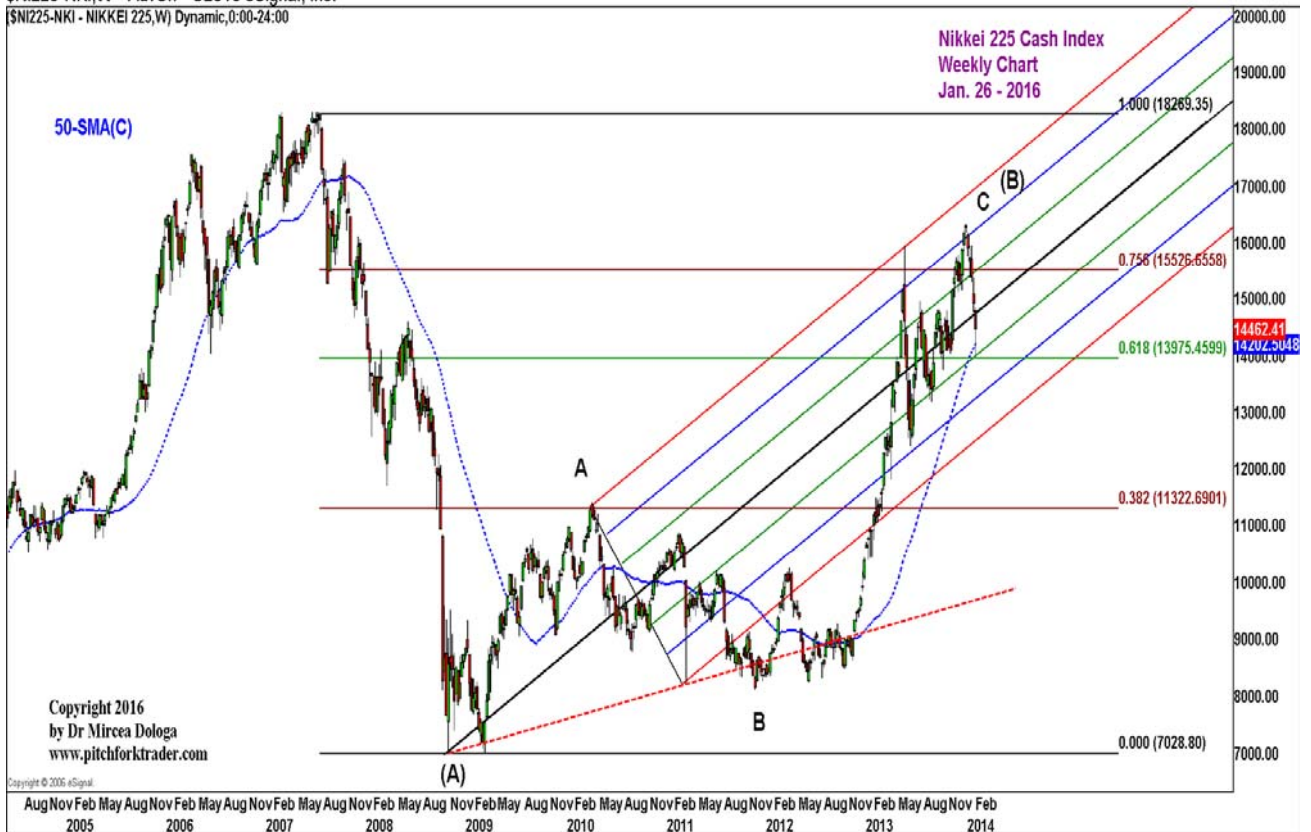
\$XJO-ASX - S&P/ASX 200,D) Dynamic,0:00-24:00



## 6. Nikkei 225 Cash Index

\$NI225-NKI,W - AdvCh - ©2016 eSignal, Inc.

\$NI225-NKI - NIKKEI 225,W) Dynamic,0:00-24:00



NIY #F,D - AdvCh - ©2016 eSignal, Inc.

NIY #F - NIKKEI 225 FUTURES - (IN YEN - GLOBEX,D) Dynamic,0:00-24:00



## 7. Ftse XINHUA 200 – CHINA - Cash Index

\$XIN3-FTSE,W - AdvCh - ©2016 eSignal, Inc.

\$XIN3-FTSE - FTSE CHINA A 200 INDEX,W) Dynamic,0:00-24:00



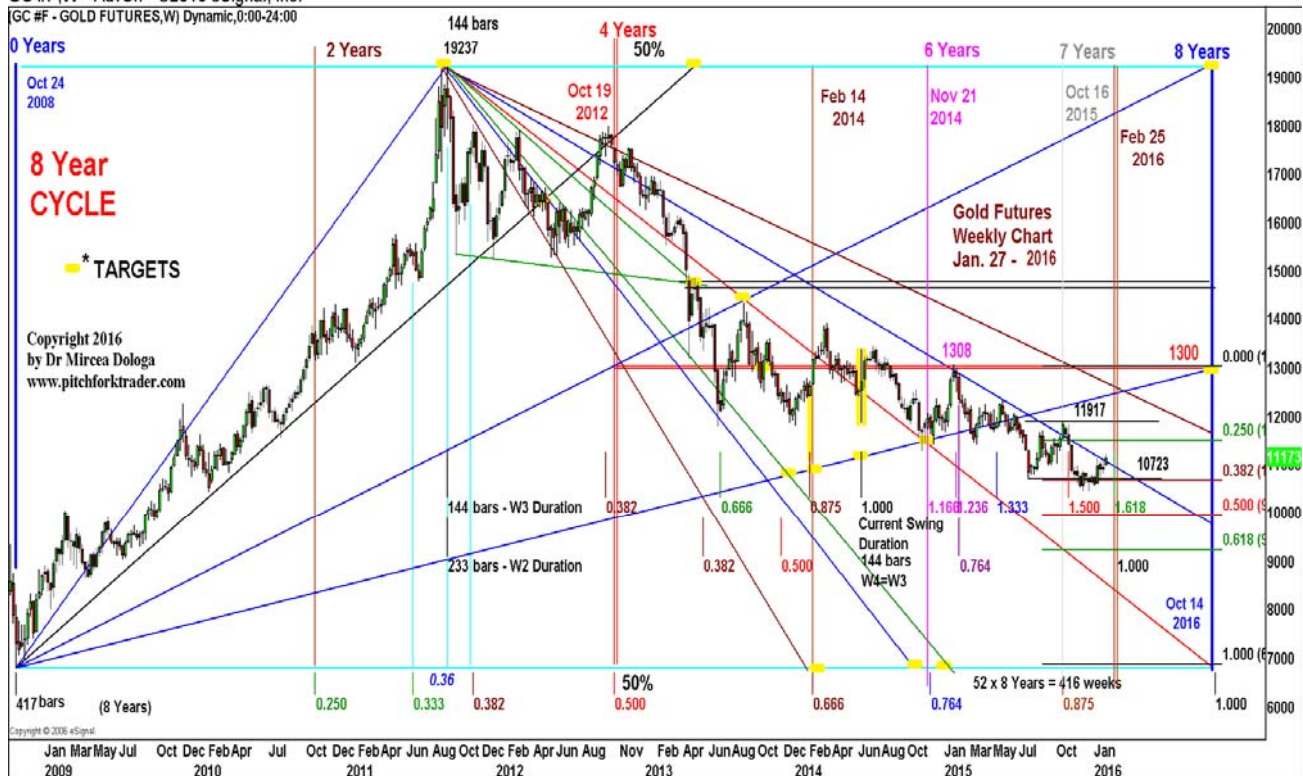
\$XIN3-FTSE,D - AdvCh - ©2016 eSignal, Inc.  
\$XIN3-FTSE - FTSE CHINA A 200 INDEX,D) Dynamic,0:00-24:00



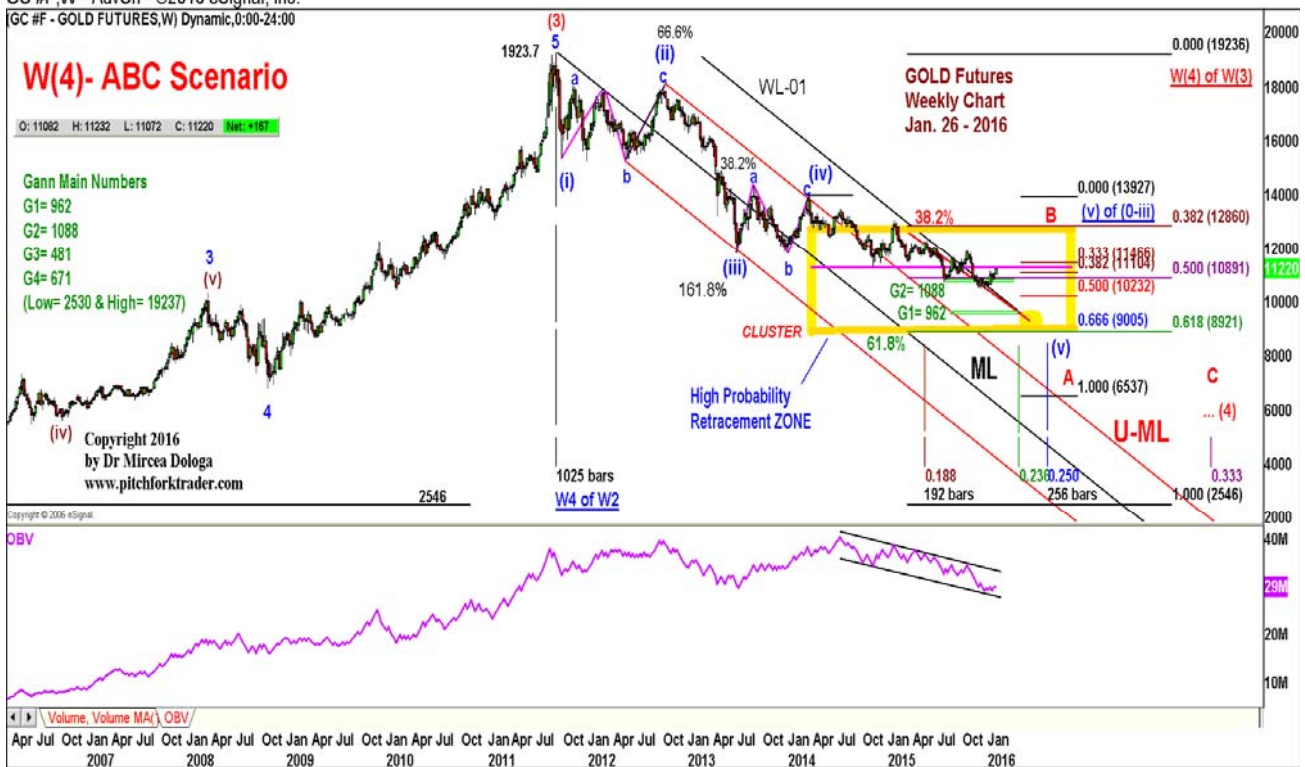
## Part III - World COMMODITY Market

### 8. Gold Comex Futures

GC #F,W - AdvCh - ©2016 eSignal, Inc.  
GC #F - GOLD FUTURES,W) Dynamic,0:00-24:00



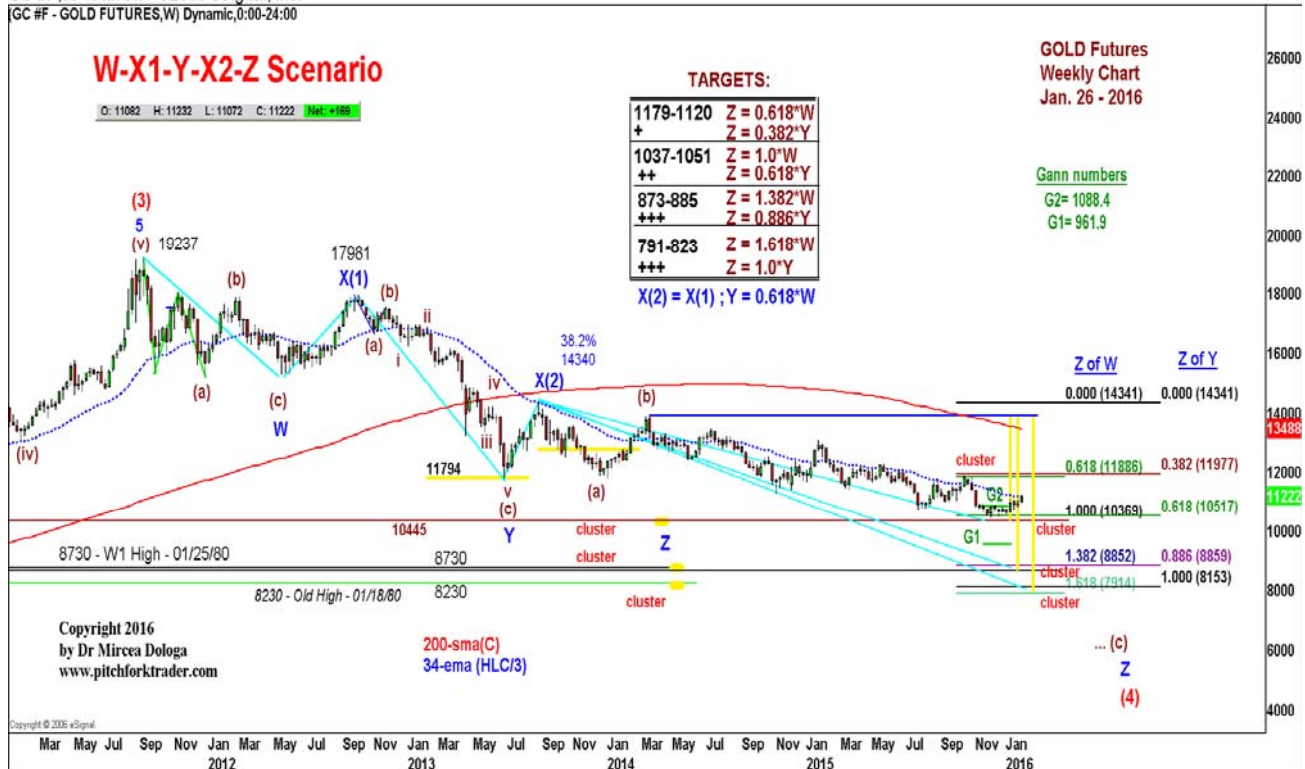
GC #F,W - AdvCh - ©2016 eSignal, Inc.  
GC #F - GOLD FUTURES,W) Dynamic,0:00-24:00



GC #F,D - AdvCh - ©2016 eSignal, Inc.  
[GC #F - GOLD FUTURES,D) Dynamic,0:00-24:00

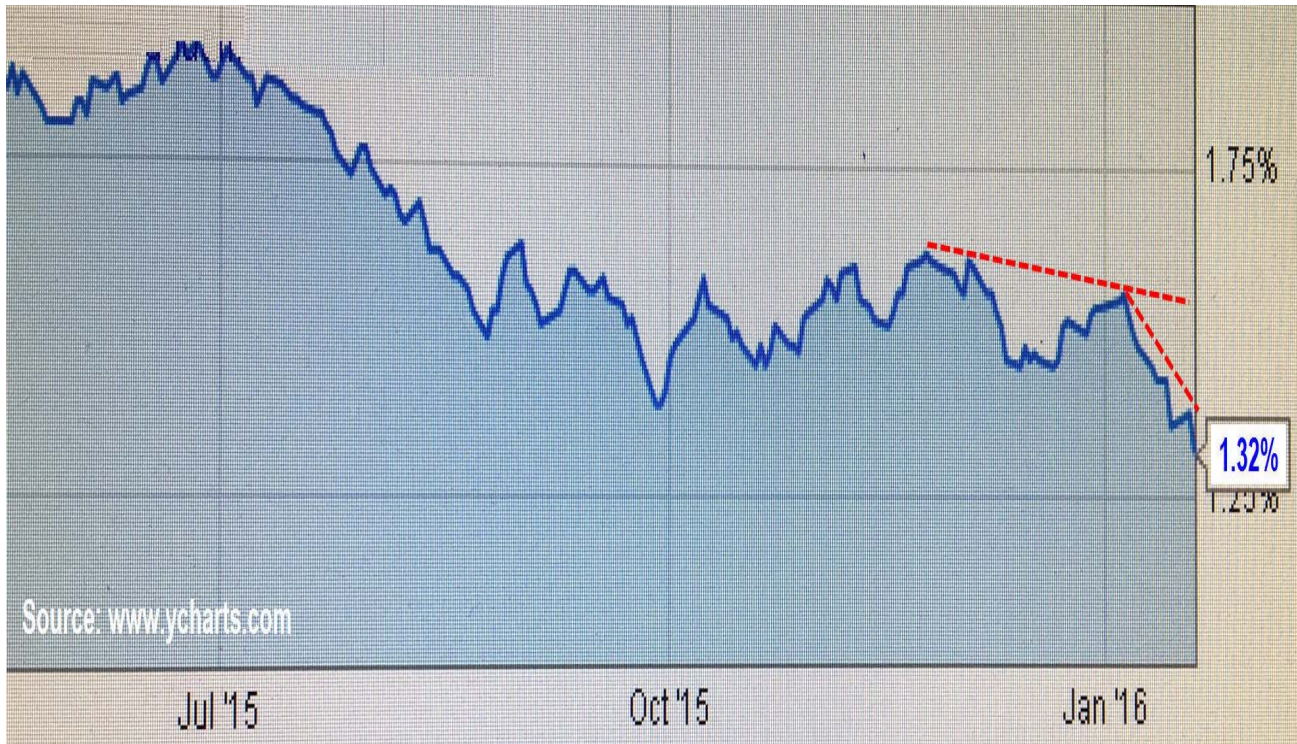


GC #F,W - AdvCh - ©2016 eSignal, Inc.  
 GC #F - GOLD FUTURES(W) Dynamic,0:00-24:00



GC #F,D - AdvCh - ©2016 eSignal, Inc.  
 GC #F - GOLD FUTURES(D) Dynamic,0:00-24:00





The 10 Yr US TIPS/ US Treasury Breakeven Rate is a gauge of inflation expectations in sync with GOLD evolution (*direct correlation*), having 1.32% value as of today.

## 9. SILVER Futures



SI #F,D - AdvCh - ©2016 eSignal, Inc.  
SI #F - SILVER FUTURES,D) Dynamic,0:00-24:00



## 10. Light Crude Oil

CL #F,W - AdvCh - ©2016 eSignal, Inc.

(CL #F - LIGHT CRUDE OIL FUTURES,W) Dynamic,0:00-24:00



CL #F,W - AdvCh - ©2016 eSignal, Inc.

CL #F - LIGHT CRUDE OIL FUTURES,W) Dynamic,0:00-24:00

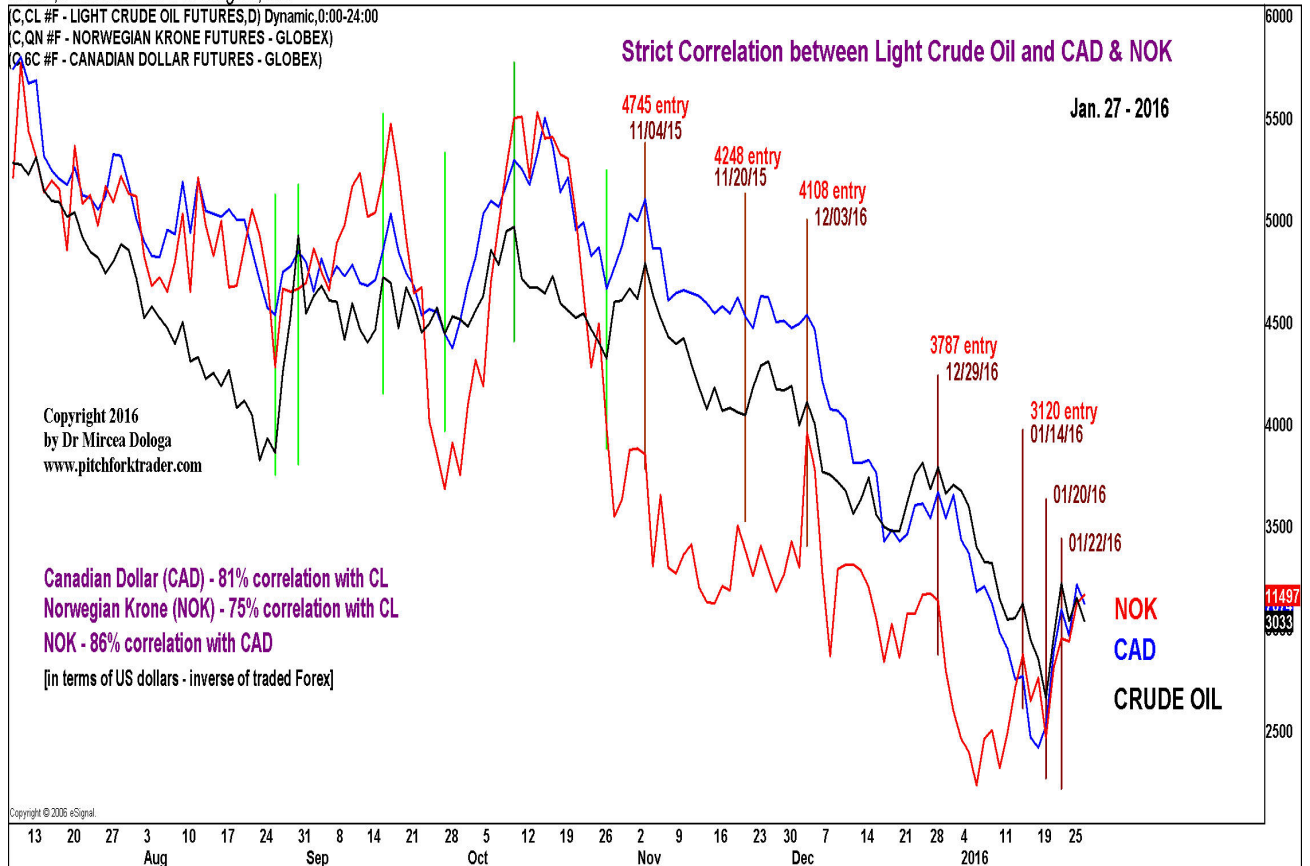


CL #F,D - AdvCh - ©2016 eSignal, Inc.

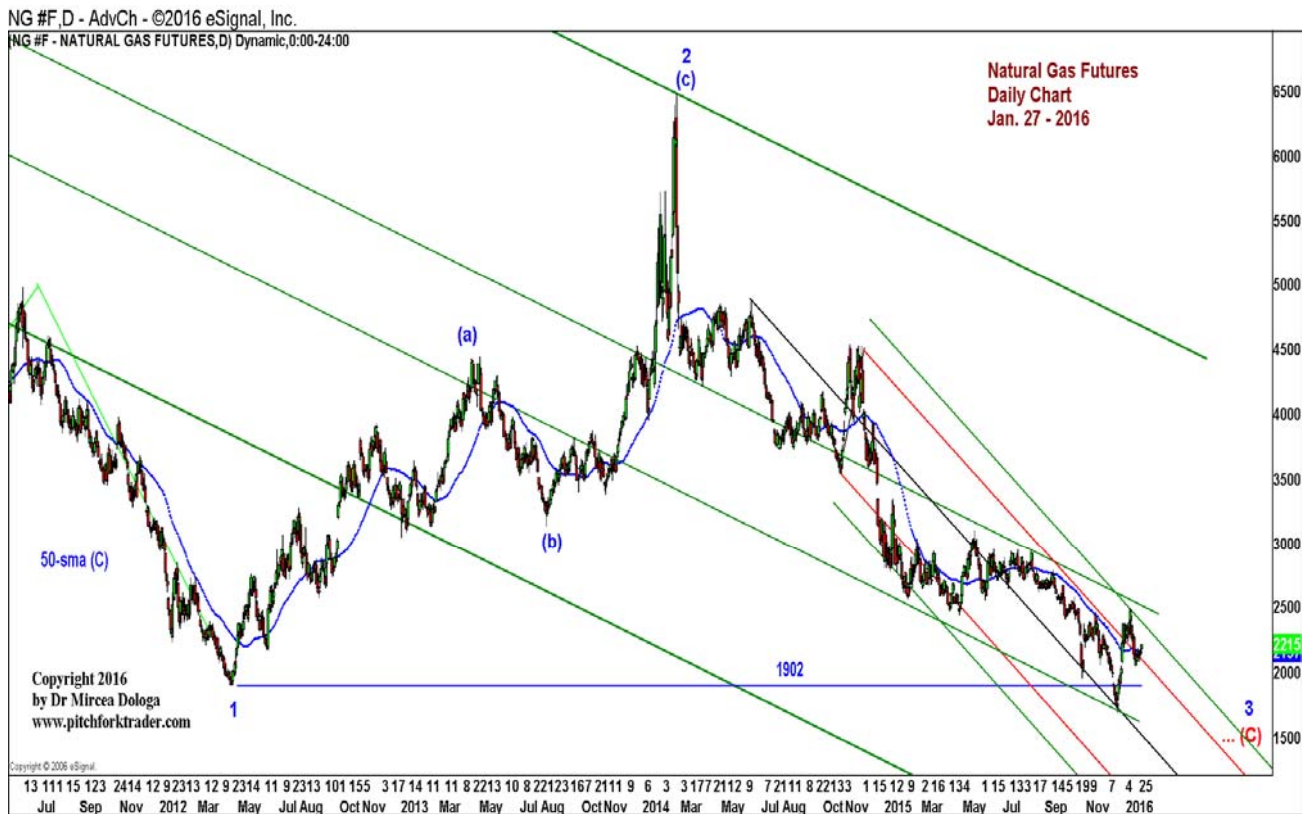
(C,CL #F - LIGHT CRUDE OIL FUTURES,D) Dynamic,0:00-24:00

(C,QN #F - NORWEGIAN KRONE FUTURES - GLOBEX)

(C,6C #F - CANADIAN DOLLAR FUTURES - GLOBEX)



## 11. Natural Gas – Futures NYMEX

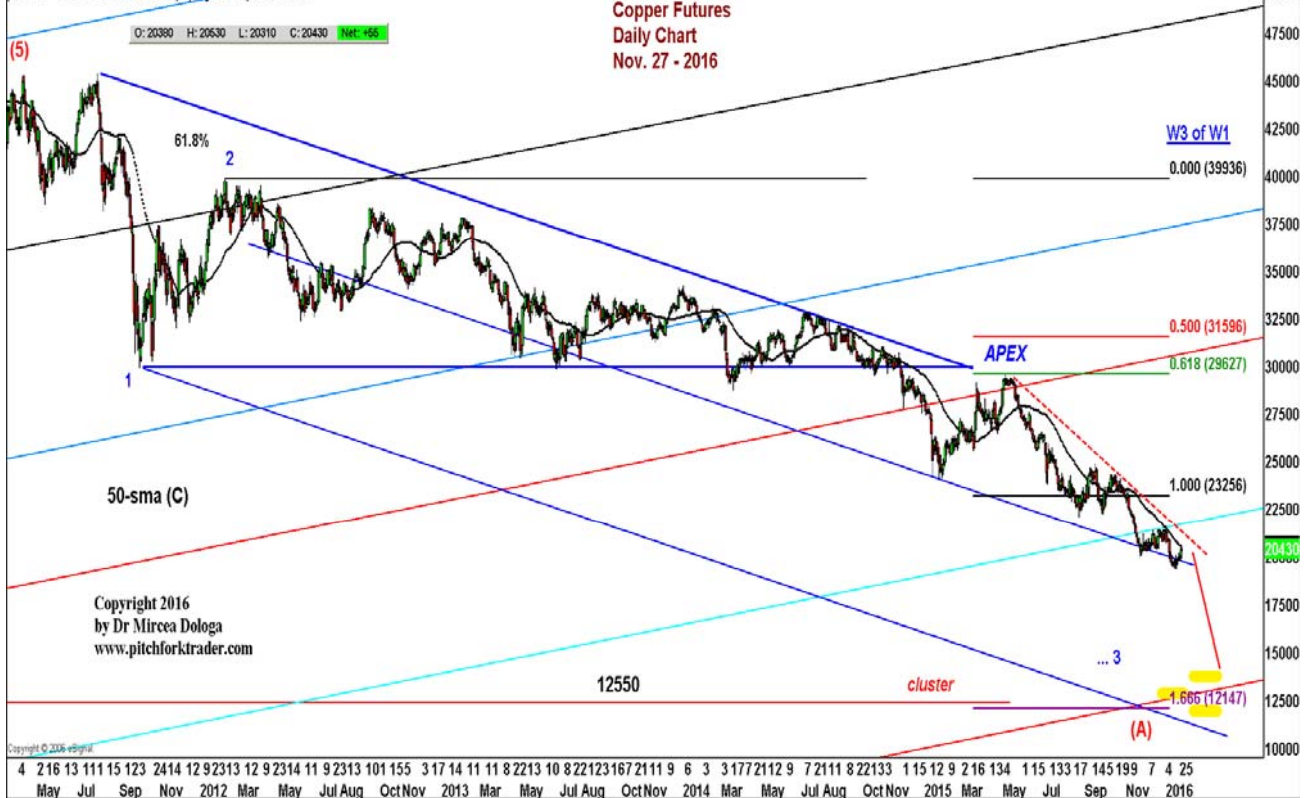


## 12. Copper Hi Grade Futures

\$PX1-EEB,W - AdvCh - ©2016 eSignal, Inc.  
\$PX1-EEB - CAC 40,W) Dynamic,0:00-24:00



HG #F,D - AdvCh - ©2016 eSignal, Inc.  
HG #F - COPPER FUTURES,D) Dynamic,0:00-24:00



**About us:****Email:** [mircdologa@yahoo.com](mailto:mircdologa@yahoo.com)

**Dr Mircea Dologa** began his investment and trading career in 1987, in pharmaceutical and real estate industries. Once he passed the Series 7 and Series 3 exams, he obtained the two indispensable trading licences controlled by United States Government: the *Registered Commodity Trading Adviser (CTA) Licence* and *Registered General Securities Representative - Investment Adviser Licence*. During the training periods, he realized the scarcity in financial literature and trading seminars, of the true 'know how' practical tools. After reading hundreds of books and attending numerous seminars, the same question kept popping up: *Where is the meat?* Most of the time, besides the classics... it wasn't there!

As a registered Commodity Trading Advisor (CTA) with National Futures Association of U.S.A., he founded a *new teaching concept*, based on practical aspects of trading, for both newcomers and experienced traders.


He published more than 50 articles and he is an international contributor to trading magazines in the USA ('*Technical Analysis of Stocks & Commodities*', '*Futures*' and '*eSignal.com Education Section*'); the United Kingdom ('*The Technical Analyst*'); Germany ('*Traders*' – English- and German-language editions); Australia ('*Your Trading Edge*') and Asia ('*The Trader's Journal*'). He is also the founder and the president of [www.pitchforktrader.com](http://www.pitchforktrader.com) – a specialized trading website.

Dr Mircea Dologa has written three books, over 1224 pages, 1560 charts and 44 Excel files, in his quest to efficiently teach the trading art from the beginner's level to the highest nowadays standards – the professional level. The author's main thought during the three years of planning, conceiving and writing these professional trading books, was how to optimally reveal the practical aspects.

*Dr Mircea Dologa attended New York University and Cooper Union School of Engineering and Science in New York and graduated from the latter with a B.S. in Theoretical Physics. He obtained his Doctorate in Medicine from the School of Medicine in Paris. He also took MBA courses in finance and business management at the University of South Carolina in Columbia and at the French School of Business and Finance (HEC Paris France). After holding the positions of Medical Director and later of General Manager, in 1992 he decided to focus exclusively on his investments and since then he has devoted his activity to financial markets. He lives with his wife and two daughters in Paris, France.*




**About Dr Mircea Dologa's works:**  
**Trader, Educator (including mentorship) & Market Researcher**



**Volume 1 - 444 pages**  
 (Beginner & Intermediate Level)

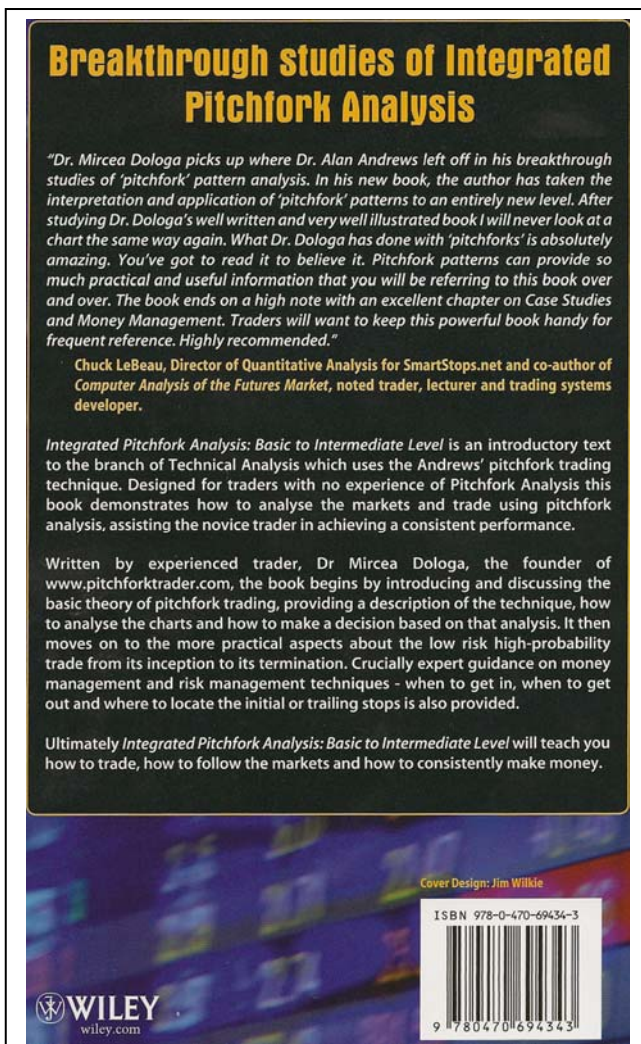


**Volume 2 - 300 pages**  
 (Advanced Level)



**Volume 3 - 480 pages**  
 (Advanced Level)

The below reviews pertain to Volume 1



"Dr. Mircea Dologa's book, Integrated Pitchfork Analysis, combines the breadth of evolving theory with the depth of experience acquired from years of practical application, leaving almost no stone unturned in an exploration of the Pitchfork and its application to profitable short-term trading. Many of Dr. Dologa's ideas are truly innovative, reflecting his understanding of human nature. It would be difficult to find a more complete coverage of Pitchfork trading. It is a mine of (literally) valuable information."

**Tony Plummer, Director, Helmsman Economics Ltd, and author of Forecasting Financial Markets: The Psychology of Successful Investing.**

"It has indeed been a privilege for me to have access to Dr Mircea Dologa's amazing analysis which I consider to be an extremely important contribution to Technical Analysis. His development of Integrated Pitchfork Analysis in synergy with existing state-of-the-art trading tools resulting in an easy to use professional edge technique has not been previously utilized. This undoubtedly increases the improvement of trading accuracy, leading to enhanced confidence with greater profitability for both trading and investing. This book is a truly remarkable achievement in the field of Technical Analysis and Dr. Dologa, like myself, is motivated to educate traders and investors on the wonderful world of Technical Analysis and how it can help them in these volatile markets. I believe Dr. Dologa will join the true Market Masters of the 21st Century."

**Dawn Bolton-Smith, Founder-Member of the Australian Technical Analysis Association, Senior Technical Analyst, Educator & Writer.**

"Dr. Mircea Dologa has masterfully defined and delineated the Median Line procedure that is central to Pitchfork Analysis and trading. His basic and intermediate theory and practice is a definitive work in this important realm of technical market analysis."

**Professor Oliver Henry Pruden, Professor of Business Administration and Executive Director of the Institute for Technical Market Analysis, Golden Gate University, San Francisco, USA.**

*Published Articles List by author at:*

[http://www.pitchforktrader.com/List\\_of\\_Published\\_Articles.pdf](http://www.pitchforktrader.com/List_of_Published_Articles.pdf)

***Please find listed below, his published articles in International Finance & Trading Publications: USA, EUROPE, AUSTRALIA, CHINA & SOUTH EAST ASIA***

---

### **Bibliography : Published Articles by Dr Mircea Dologa**

1. Dologa, Mircea [Dec 2005]. *"Following the Median Line"*, FUTURES Magazine, Chicago, ILL, USA
2. Dologa, Mircea [Jan/Feb 2006]. *"Integrated Pitchfork Analysis"*, The TRADER'S Journal, Hong Kong, East Pacific, CHINA
3. Dologa, Mircea [March 2006]. *"Trading Rectangles: Tactics and Management"*, FUTURES Magazine, Chicago, ILL, USA
4. Dologa, Mircea [March/April 2006]. *"Preparing for Intra-Day Trading"*, YOUR TRADING EDGE Magazine (YTE), Sydney, AUSTRALIA
5. Dologa, Mircea [May 2006]. *"The Third Wave – Crowd Behaviour and Elliott Wave – Part I"* Technical Analysis of STOCKS & COMMODITIES, Seattle, WA, USA
6. Dologa, Mircea [May/June 2006]. *"Pragmatic Aspects of Trading Rectangles – a Particular Case of Dr Alan Andrews' Pitchfork?"*, TECHNICAL ANALYST Magazine, London, ENGLAND
7. Dologa, Mircea [May/June 2006]. *"Trading Life: The Quest for Best Intra-Day Trading Tools"*, YOUR TRADING EDGE Magazine (YTE), Sydney, AUSTRALIA
8. Dologa, Mircea [June 2006]. *"The Trend in Third Wave – Part II"*, Technical Analysis of STOCKS & COMMODITIES, Seattle, WA, USA
9. Dologa, Mircea [June/July 2006]. *"Short-Term Trading with A&R Lines"*, The TRADER'S Journal, Hong Kong, East Pacific, CHINA
10. Dologa, Mircea [Sept 2006]. *"The Third Wave – Part III"*, Technical Analysis of STOCKS & COMMODITIES, Seattle, WA, USA
11. Dologa, Mircea [Dec 2006]. *"Pre-Open Preparation of Dax Trading"*, TRADERS' Magazine, Wurtzburg, GERMANY
12. Dologa, Mircea [Jan/Feb 2007]. *"Trading the Dax Open"*, TECHNICAL ANALYST Magazine, London-ENGLAND
13. Dologa, Mircea [June 2008]. *"Analiza Pitchfork Integrata"*, TrendWatch, Asociatia Analistilor Tehnici din Romania – AATROM, Deva, ROMANIA
14. Dologa, Mircea [Feb 2009]. *"Mecanismul de Trading al Stirilor"*, TrendWatch, Asociatia Analistilor Tehnici din Romania – AATROM, Deva, ROMANIA
15. Dologa, Mircea [July 2009]. *"Trading the Master Plan"*, The TRADER'S Journal, Wurtzburg, GERMANY
16. Dologa, Mircea [July 2009]. *"Trading Lessons from Paris (Interview)"*, YOUR TRADING EDGE Magazine (YTE), Sydney, AUSTRALIA
17. Dologa Mircea [July 2009]. *"Ihr personlicher-Master-Plan"*, TRADERS' Magazine, Wurtzburg, GERMANY
18. Dologa Mircea [Dec. 2009]. *"Erfolg mit moderner Technischer Analyse (Interview)"*, TRADERS' Magazine, Wurtzburg, GERMANY

## **Bibliography : EDUCATIONAL Articles by Dr Mircea Dologa**

1. Dologa, Mircea [August 14, 2009]. *“Trading for a Living: Trending with Integrated Pitchfork Analysis”*, Education Section of [www.eSignal.com](http://www.eSignal.com), Hayward, CA, USA
2. Dologa, Mircea [June 26, 2009]. *“Variable Time/Price Locations of the Anchor in Dr Andrews’ Pitchfork”*, Education Section of [www.eSignal.com](http://www.eSignal.com), Hayward, CA, USA
3. Dologa, Mircea [April 17, 2009]. *“Day-to-Day Business Operations when you Trade for a Living”*, Education Section of [www.eSignal.com](http://www.eSignal.com), Hayward, CA, USA
4. Dologa, Mircea [Feb 27, 2009]. *“Trading with Paralle Trigger Lines”*, Education Section of [www.eSignal.com](http://www.eSignal.com), Hayward, CA, USA
5. Dologa, Mircea [Oct 17, 2008]. *“Trading Rectangles”*, Education Section of [www.eSignal.com](http://www.eSignal.com), Hayward, CA, USA
6. Dologa, Mircea [August 29, 2008]. *“The Mechanism of Trading News”*, Education Section of [www.eSignal.com](http://www.eSignal.com), Hayward, CA, USA
7. Dologa, Mircea [June 13, 2008]. *“Trading the Opening of Index Futures”*, Education Section of [www.eSignal.com](http://www.eSignal.com), Hayward, CA, USA
8. Dologa, Mircea [Feb 1, 2008]. *“Pre-Opening Preparation for Dax Trading”*, Education Section of [www.eSignal.com](http://www.eSignal.com), Hayward, CA, USA
9. Dologa, Mircea [Dec 21, 2007]. *“Integrated Pitchfork Analysis Applied to Forex: Part 2”*, Education Section of [www.eSignal.com](http://www.eSignal.com), Hayward, CA, USA
10. Dologa, Mircea [Dec 14, 2007]. *“Integrated Pitchfork Analysis Applied to Forex: Part 1”*, Education Section of [www.eSignal.com](http://www.eSignal.com), Hayward, CA, USA
11. Dologa, Mircea [July 20, 2007]. *“The Trading Edge of Dr Andrews’ Pitchfork: Preparation, Technique and Money & Risk Management”*, Education Section of [www.eSignal.com](http://www.eSignal.com), Hayward, CA, USA

*These articles can be found and freely read at the below URLs:*

<http://www.esignallearning.com/education/marketmaster/archive/2009/default.aspx>

<http://www.esignallearning.com/education/marketmaster/archive/2008/default.aspx>

<http://www.esignallearning.com/education/marketmaster/archive/2007/default.aspx>

### **Disclaimer**

*The purpose of this material is to provide you a very powerful trading technique, named “Elliott Waves“, a valuable tool in the financial markets. The text, the chart examples, or any part of this material are not to be taken as “investment advice”. They are purely and strictly for educational purposes. Ultimately, you are responsible for all of your investment decisions. The data used in this material is believed to be from reliable sources but cannot be guaranteed.*

*There is no guarantee that this tool will continue to work in the future. “Past performance is not indicative of future results”. You should understand that there is considerable risk of loss in the stock, futures or options markets. Neither the author, nor anyone else involved in the production of this material, will be liable for any loss, damage or liability directly or indirectly caused by the usage of this material.*